

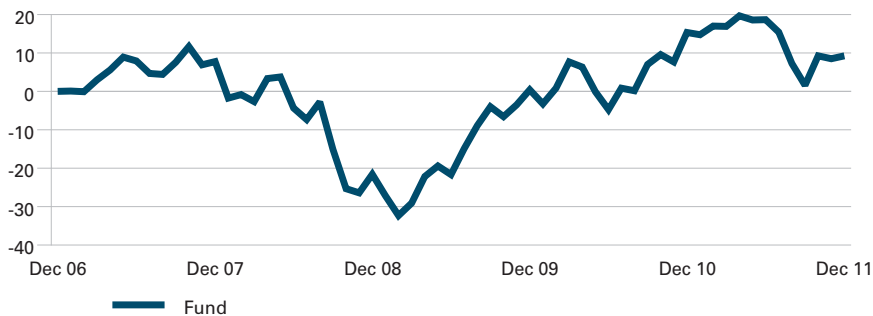
## Global Equity (70:30) Index Fund

### WHY LEGAL & GENERAL INVESTMENT MANAGEMENT

Legal & General Investment Management (LGIM) is one of Europe's largest institutional asset managers and a major global investor. Throughout the past 40 years we have built our business through understanding what matters most to our clients and transforming this insight into valuable, accessible investment products and solutions. We provide investment expertise across a full spectrum of asset classes including equities, fixed income, commercial property and cash.

### FUND PERFORMANCE

#### Cumulative Performance (%)



#### Performance to Date (%)

	3 Months	6 Months	1 Year	3 Years p.a.	5 Years p.a.
Fund	7.54	-7.93	-5.27	11.68	1.79
Benchmark	7.58	-7.90	-5.24	11.65	1.77
Relative	-0.04	-0.03	-0.03	0.03	0.02

#### Calendar Year Performance (%)

	YTD	2010	2009	2008	2007	2006
Fund	-5.27	14.83	28.04	-27.18	7.76	14.62
Benchmark	-5.24	14.94	27.79	-27.30	7.90	14.65
Relative	-0.03	-0.11	0.25	0.12	-0.14	-0.03

Returns are calculated on the basis of closing mid-market prices. Fund performance is shown after the deduction of our standard investment management fees, which may or may not be the same for your scheme. Please refer to your scheme literature, or to your scheme administrator, for the fee rate that applies to your scheme. Past performance is not a guide to future performance and the value of investments can go down as well as up. Exchange rate variations can cause the value of overseas investments to increase or decrease. For overseas markets the figures are sterling adjusted. Emerging markets can be volatile and share dealing is less regulated than in the UK.

### FUND FACTS

#### Fund Aim

The investment objective of the Fund is to provide diversified exposure to the UK and overseas equity markets. A 70/30 distribution between UK and overseas assets is maintained with the overseas allocation mirroring that of the overseas equity distribution of the average Fund in the CAPS Pooled Pension Fund Update - Balanced Funds Section.

#### Fund Size

£1,709m

#### Benchmark

Composite of 70/30 distribution between UK and overseas

#### Launch Date

April 1996

#### Fund Type

Unit linked life insurance

#### Base Currency

GBP

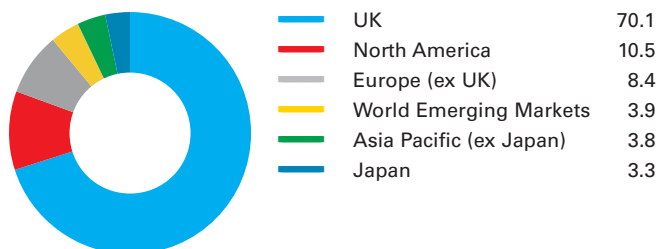
### FUND MANAGER

#### INDEX FUND MANAGEMENT TEAM

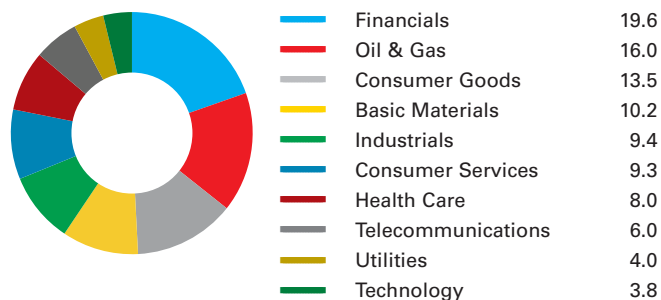
- The Index Fund Management team comprises 14 fund managers, supported by four fund management assistants. Management oversight is provided by the Director of Index Fund Management and the Managing Director, Index Funds.
- The team has average industry experience of 12 years, of which seven years has been at LGIM, and is focused on achieving the equally important objectives of close tracking and maximising returns.
- The allocation for the Fund of Funds (FoF) is managed by Index Funds' Asset Allocation team. Management oversight is provided by Head of Asset Allocation and the Managing Director, Index Funds. The team of 7 Portfolio Managers has an average industry experience of 9 years, of which 5 years has been at LGIM.

**ASSET ALLOCATION AS AT 31 DECEMBER 2011**

**Regional Breakdown (%)**



**Sector Breakdown (%)**



**IMPORTANT INFORMATION**

This document should not be taken as an invitation to deal in Legal & General investments or any of the stated stock markets. Legal & General Assurance (Pensions Management) Limited ("PMC") is a life insurance company and manages this investment using a policy notionally divided into a number of PF sections ("the funds"). Legal & General Investment Management Limited provides investment and marketing services to PMC. Both companies are authorised and regulated by the Financial Services Authority.

Legal & General Investment Management  
 One Coleman Street, London EC2R 5AA

**Internal Fund Code: AL**